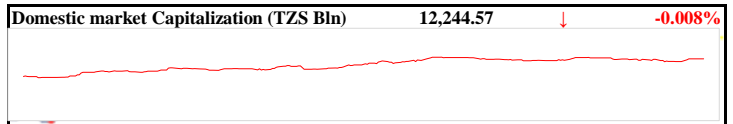
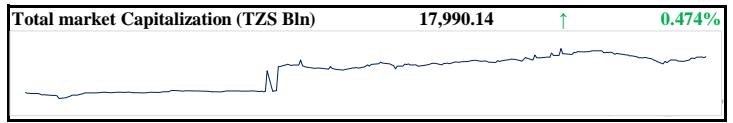


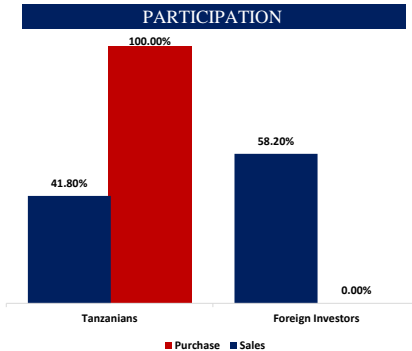
**DAILY MARKET REPORT ~ DAR ES SALAAM STOCK EXCHANGE**  
8-Jan-25

Market turnover ~ TZS Mln	<b>424.710</b>	<b>-84.1%</b>
Volume traded	<b>573,422</b>	
Net foreign outflow~ TZS Mln	<b>(247.18)</b>	



Graphs shows movement of capitalization Year to Date

GAINERS & LOSERS	PRICE	%Δ	1M	YTD
Dar es salaam Stock Exch	2380	<b>+0.85%</b>	<b>+0.85%</b>	<b>+0.85%</b>
Swissport Tanzania Plc	1060	<b>-3.64%</b>	<b>-3.64%</b>	<b>-3.64%</b>



MOVERS	TICKER	PRICE (TZS)	VOLUME	TURNOVER (TZS)	% YTD
CRDB Bank Plc	CRDB	670	504,719	336.8 Mln	<b>0.00%</b>
NMB Bank Plc	NMB	5,350	11,027	60 Mln	<b>0.00%</b>
National Investment Company Ltd	NICO	650	12,859	8.4 Mln	<b>1.56%</b>
Tanzania Portland Cement Plc	TPCC	3,600	1,155	4.2 Mln	<b>0.00%</b>
Tanga Cement Plc	TCCL	1,800	2,168	3.9 Mln	<b>0.00%</b>

MARKET INDICES	Point	Change (Pts)	%	1M	YTD
DSEI	2,154.34	<b>+10.16</b>	<b>0.474%</b>	<b>+0.68%</b>	<b>0.68%</b>
TSI	4,619.24	<b>-0.36</b>	<b>-0.008%</b>	<b>+0.01%</b>	<b>0.01%</b>
Industrial and Allied	5,044.80	0.00	0.000%	0.00%	0.00%
Banking & Investment	5,787.16	<b>+0.59</b>	<b>0.010%</b>	<b>+0.06%</b>	<b>0.06%</b>
Commercial services	2,136.80	<b>-1.68</b>	<b>-0.079%</b>	<b>-0.08%</b>	<b>-0.08%</b>

**FIXED INCOME MARKET**

Transaction Value (TZS Bln)	<b>1.6497</b>	Deals	<b>7</b>
Face Value (TZS Bln)	<b>1.6090</b>		

Issuer	Coupon	Term	Deals	Face value	Turnover	Av.Price	Av.YTM
Government	11.44%	10	1	0.0500	0.0450	90.00%	14.71%
Government	15.49%	20	4	1.5200	1.5637	101.71%	15.19%
Government	15.95%	25	2	0.0390	0.0410	104.15%	15.28%